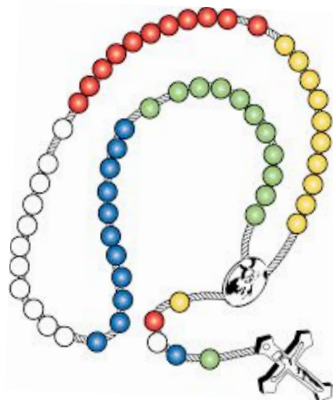


# Snow Day #5

## Pre K 4

### Religion:



<https://teachingcatholickids.com/13-tips-for-praying-the-rosary-with-kids/>


This link has 13 great ways to pray the rosary with the family. Pray the rosary with the family!

- Complete the Rosary Color Page (see attached)

### Literacy:

- Listen to: The Winter Wish  
<https://www.youtube.com/watch?v=R2IHGIXyhhU>
- Missing Letter Worksheet: Fill in the missing Uppercase letters (see attached)
- Foundations: (Letter Identification & Sounds) Using the Card attached, follow along with the video:  
<https://www.youtube.com/watch?v=puqKIUsBbDY>

### Writing:



Make letters out of playdoh. Can practice spelling first and last name. Could make numbers out of playdoh to practice phone number.

## Math:

- **Snowman Puzzle (Number Order - cut the lines on the snowman, mix up and put the puzzle back together in number order (See attached)**
- Use a q-tip and water colors to write numbers 1-10 or 11-20. If kiddo needs help writing numbers first write numbers with white crayon and then have them trace over the number. Could also practice writing phone number.
- (you can make your own with food coloring and water, if you do not have water color paints)



**Art:**

With all of this snow - let's think spring flowers!

**Option #1:**

If you have paint you can do the Tulip Fork Painting art project:  
Use a fork to paint flowers, use your finger to paint the stem of each flower.



**FORK STAMPED  
TULIPS CRAFT**



**Option #2: Paper Plate Flower**

Use a Paper plate and crayons or markers to create a spring flower!



**Paper Plate  
Flowers**



**Fine Motor:**

**Cutting Shape Project:**



Get pieces of colored paper and practice cutting strips, circles, squares, triangles, rectangles, rhombuses, ovals, etc. After you cut out shapes, glue them onto a sheet of paper in a fun design. What can you make with all the shapes?

**Gross Motor/P.E. & Music:**

Brain Break: [https://www.youtube.com/watch?v=JoF\\_d5sgGgc](https://www.youtube.com/watch?v=JoF_d5sgGgc)

Snowflake Song: [https://www.youtube.com/watch?v=uY3w\\_v6Ua9U](https://www.youtube.com/watch?v=uY3w_v6Ua9U)


**Extension Activity:**

Winter I Spy Page (See attached)



# The Rosary for Kids

www.TheCatholicKid.com



7. On the chain before the next decade, pray the Glory Be & The Fatima Prayer.

8. Repeat each decade (steps 5, 6 & 7) starting with the Our Father until you reach the medal in the center.

6. Pray a Hail Mary on each of the 10 smaller beads.


9. Finish by praying the Hail, Holy Queen and closing prayer.

5. On the large bead, meditate on the first mystery and pray the Our Father.


3. Pray the Hail Mary on the following three small beads.

4. On the chain before the next bead, pray the Glory Be.

2. On the first large bead, pray the Our Father.







1. On the crucifix, make the sign of the cross and then pray the Apostles' Creed.



Name: .....

# Winter I Spy



	1 2 3 4 5 6 7 8 9 10		1 2 3 4 5 6 7 8 9 10
	1 2 3 4 5 6 7 8 9 10		1 2 3 4 5 6 7 8 9 10



## Find the Missing Uppercase Letters Worksheet

Name \_\_\_\_\_

Can you fill in the missing alphabet letters in the correct order?

A \_\_\_\_\_ C \_\_\_\_\_ E F

G H \_\_\_\_\_ J \_\_\_\_\_ L

M \_\_\_\_\_ O \_\_\_\_\_ Q \_\_\_\_\_

S \_\_\_\_\_ U \_\_\_\_\_ W


























X Y \_\_\_\_\_





# Fundations Card

(Using this card follow along with the video. Say the letter, the picture and the sound it makes.)

Aa 	Bb 	Cc 	Dd 	Ee 	Ff 	
Gg 	Hh 	Ii 	Jj 	Kk 	Ll 	
Mm 	Nn 	Oo 	Pp 	Qu 	Rr 	Ss 
Tt 	Uu 	Vv 	Ww 	Xx 	Yy 	Zz 