

Snow Day Packet 3

** If you do not have access to a printer please do not worry about it. Just have your child tell you the answers to these worksheets verbally. Please help your child with anything they seem to struggle with - making sure they understand how and why the correct answer works.

Religion:

- To reinforce the “Glory Be..” prayer
- Complete “Glory Be..” paper
- Pray the “Glory Be...” 3 times
- <https://www.youtube.com/watch?v=nCs5XqvgdjA>

Math:

- reinforce the concept of counting by 10’s
- Complete the “copymaster”
- <https://www.youtube.com/watch?v=Rd5DBkP9avw>

Phonics:

- Review beginning sounds
- Complete beginning sounds paper
- <https://www.youtube.com/watch?v=uQx-MJVUlzc>

Handwriting

- Reinforce the handwriting of the uppercase letters
- Write the uppercase ABC’s one time in your best handwriting on the included paper or any lined paper you have at home
- Write 5 letters on each line, leaving space between each letter

Word Work:

- reinforce the sight words
- Complete the sight word worksheet
- Read each word out loud as you color them
- <https://www.youtube.com/watch?v=0h1Q7SVKG0A>

Reading:

- Using books sent home in bag, any book at home, or on-line books...
- Practice reading using your “super-reading powers” - pointer power(pointing at words), picture power(use pictures to help with words), letter sound power, sight word power, partner power (other person’s help)
- <https://justbooksreadaloud.com/IndexCategory.php?t=All>
(sample of a read aloud website)

Writing:

- Create a story using this “story starter”..”We can have a....”
- Use the picture handwriting paper. Remember to start each sentence with an uppercase letter, leave a space between each word, put a period at the end of the sentence, and have your picture match the words.


Extra Activity Ideas if Wanted:

- Practice math skills on the IXL website
- Have “quiet reading” time
- Practice the words in your Brag Bag
- Practice counting to 100 by 1’s and 10’s
- Say the Pledge of Allegiance
- Sing some songs you know
- Exercise inside or outside
- Say your prayers throughout the day


**Glory Be to the Father
Glory be to the Father,
and to the Son,
and to the Holy Spirit.**

**As it was in the
beginning, is now,
and ever shall be,
world without end.**

Amen



Name: _____



Counting by 10's

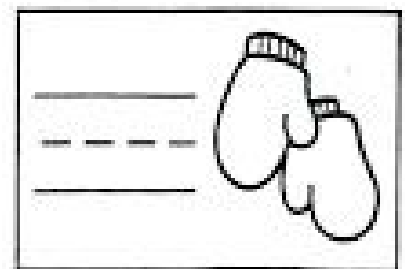
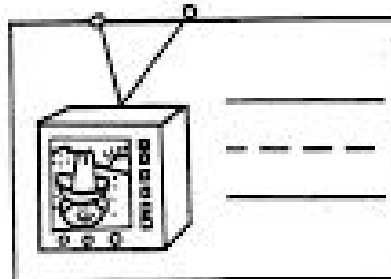
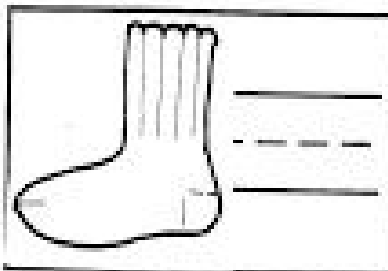
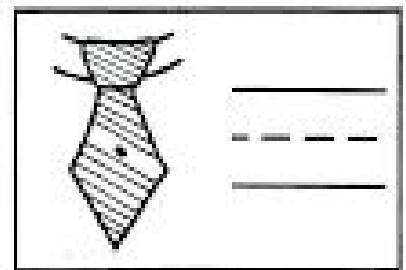
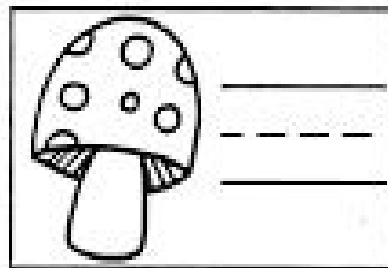

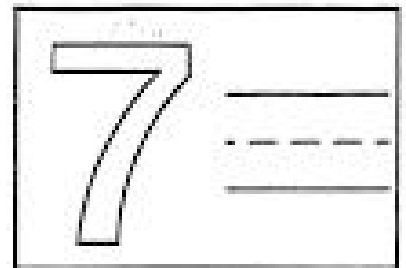
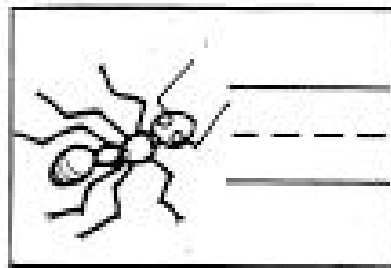
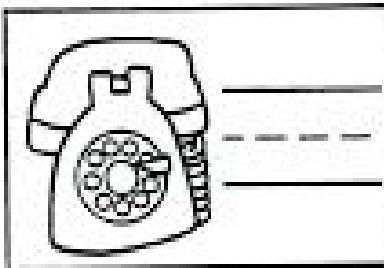
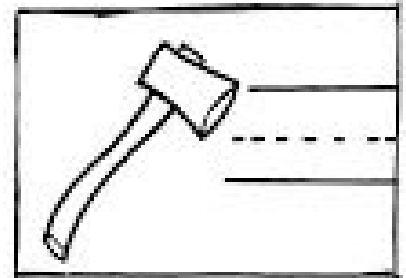
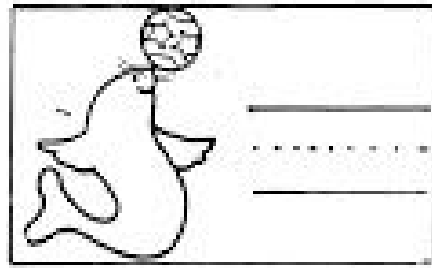
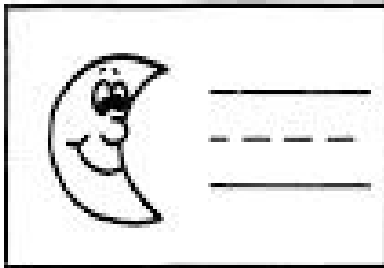
Paste the gumballs in
order to count by 10's.


20	90	40	80	50
10	60	100	30	70

Name _____

Letter Sounds

Say the name of the picture. Write the beginning letter on the line.





Read to Me

Name _____

Sight Words Find

Directions: Choose a color for each sight word. Find and color each one. Then count and write how many you found. Circle the word you found the most of.

is my of to the is my is
the of to is to to the
of to is are of are the
the to the is the is
to of my is are
are my of my the
the is of to my the
of my to are

the


of

my

is

are

to



Name _____

Date _____

