

Snow Day Packet 4

** If you do not have access to a printer please do not worry about it. Just have your child tell you the answers to these worksheets verbally. Please help your child with anything they seem to struggle with - making sure they understand how and why the correct answer works.

Religion:

- To review the sign of the cross as the beginning of praying to remind us who we are “talking” to
- Complete “sign of the cross” paper
- Practice making the sign of the cross 3 times
- <https://www.youtube.com/watch?v=V51TGeR6jP0>

Math:

- reinforce the concept of counting to 100 and writing/recognizing the numbers
- Complete the 100 chart (using the pattern of the missing numbers in columns)
- <https://www.youtube.com/watch?v=cVwjmC-gpBU>

Phonics:

- Review matching uppercase and lowercase letters
- Complete alphabet paper mitten paper
- <https://www.youtube.com/watch?v=mrklhHnKQTs>

Handwriting

- Reinforce the handwriting of lowercase letters
- Write the lowercase abc’s one time in your best handwriting on the included paper or any lined paper you have at home
- Write 5 letters on each line, leaving space between each letter

Word Work:

- Review _ig and _it word families
- Complete the word family worksheet
- Read each word out loud as you cut and glue them
- <https://www.starfall.com/h/ltr-sv-i/maw-ig/?sn=ltr-classic>
- <https://www.starfall.com/h/ltr-sv-i/maw-ip/?sn=ltr-classic>
- <https://www.starfall.com/h/ltr-sv-i/the-big-hit/?sn=ltr-classic>

Reading:

- Using any book at home, or on-line books...
- Practice reading using your “super-reading powers” - pointer power(pointing at words), picture power(use pictures to help with words), letter sound power, sight word power, partner power (other person’s help)
- <https://justbooksreadaloud.com/IndexCategory.php?t=All>
- (sample of a read aloud website)

Writing:

- Create a story using 5 words from your Brag Bag
- Use the picture handwriting paper or any paper you have at home.
- Remember to start each sentence with an uppercase letter, leave a space between each word, put a period at the end of the sentence, and have your picture match the words.

Optional Extra Activity Ideas if Wanted:

- Practice math skills on the IXL website
- Have “quiet reading” time
- Practice the words in your Brag Bag
- Practice counting to 100 by 1’s and 10’s
- Say the Pledge of Allegiance
- Sing some songs you know
- Exercise inside or outside
- Say your prayers throughout the day



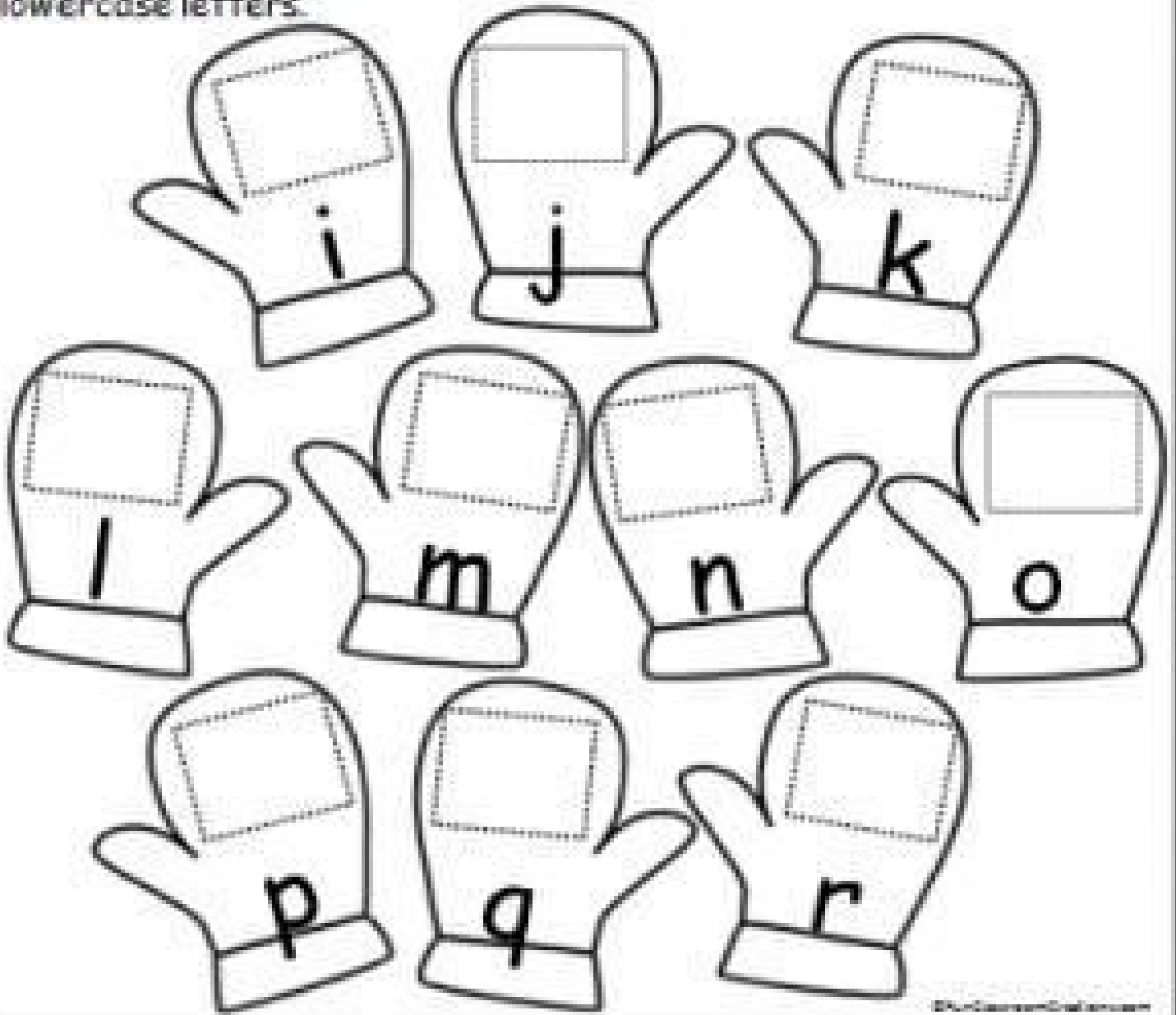
1		3		5		7		9	
11		13		15		17		19	
21		23		25		27		29	
31		33		35		37		39	
41		43		45		47		49	
51		53		55		57		59	
61		63		65		67		69	
71		73		75		77		79	
81		83		85		87		89	
91		93		95		97		99	

MITTEN

Name _____

LETTER MATCHING

Cut and paste the matching lowercase letters.



O

Q

M

K

L


P

J

I

N

R













Name: _____

Winter Word Families



Directions: Cut and paste the word family words to match the word family in each row.



Name _____

Date _____

