



Snow Day #4

Pre K 4

<p>Religion:</p>	<ul style="list-style-type: none"> ● Listen to the Our Father Prayer Song: https://www.youtube.com/watch?v=UwvBtcwPQS8 ● Color the Our Father Prayer page and pray the Our Father with your family. (see attached) Hang on the frig and prayer together daily. ● Complete one of the following: <ul style="list-style-type: none"> ○ The Fill in the Blank Our Father Prayer page. (see attached) ○ The Our Father Small Story Book. (see attached)
<p>Literacy:</p>	<ul style="list-style-type: none"> ● Read A Loud: The Snow Day https://www.youtube.com/watch?v=FmZCQfeWjeQ ● What would you do on your Snow Day? Create your own snow day story, have your kiddo draw a picture of what they did or would do First, Next, Then and Last. ● Complete the Snowy Day Story Sequence Page (See Attached) ● Additional Snowy Day Story Activity cards are attached to continue this lesson on Story Sequence. (see attached)
<p>Writing:</p>	<div style="text-align: center;">  </div> <p>Roll out play dough. Use chopstick, kabob skewer or toothpicks to write letters, numbers, sight words, and name in play dough. (see attached for sight words)</p>
<p>Math:</p>	<p>Cereal Patterns</p> <div style="text-align: center;">  </div> <p>Use multi colored cereal pieces to create patterns. Follow the patterns on the Let's Make Patterns sheet (see attached).</p>

Art:



Paper plate Snake- color a paper plate, add eyes, then cut plate in a spiral to make the snake look like it is coiled up.

Fine Motor:

Scissor Fine Motor Skills:

- Cut out the Snowman Building Story Puzzle (cut on the dotted lines). Put the puzzle pieces in Story Sequence order.
- Tracing hands and cut out/ can also trace and cut out feet.




Gross Motor/P.E. & Music:

Animal Action Jack Hartmann: <https://www.youtube.com/watch?v=CT86DI442jA>

Snowy Day Song: <https://www.youtube.com/watch?v=SZBIDKu7kQ4>

Extension Activity:

Using the Snowy Day Template below create a puffy paint snow scene and put the Snow Day figures on your creation.




Watch video on How to make Puffy Paint: You will need white glue and white shaving cream .

<https://www.kiwico.com/diy/Arts-and-Crafts-Ideas/1/project/Shaving-Cream-Snow-Paint-799>

The Lord's Prayer

Our Father, Who art in heaven,
Hallowed be Thy Name.
Thy Kingdom come. Thy Will be done,
on earth as it is in Heaven.
Give us this day our daily bread.
And forgive us our trespasses,
as we forgive those who trespass against us.
And lead us not into temptation,
but deliver us from evil.
Amen.



THE OUR FATHER PRAYER

My name is _____



**Our Father who
art in**

_____ ,

Hallowed be Thy

_____ .



Thy

_____ **come, Thy
Will be done,**



on _____

as it is in Heaven.

**Give us this
day our daily**

_____ ;




**and
forgive
us our
trespasses,
as we**

those



who _____ **against us; and lead us not into**
_____, **but deliver us from evil. Amen.**

Our Father, who art in heaven, hallowed be Thy name.



The Lord's Prayer



Name: _____

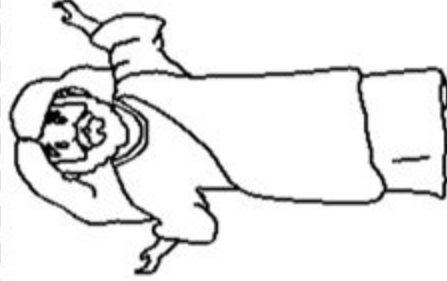
Thy kingdom come, Thy will be done on earth as it is in heaven.



DLTK-Bible
Itsy Bitsy Books

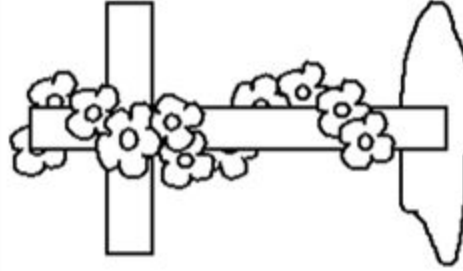
Free printables from:
<http://www.dltk-bible.com>

Give us this day our daily bread.



For thine is the kingdom, and the power, and the glory, for ever and ever. Amen.

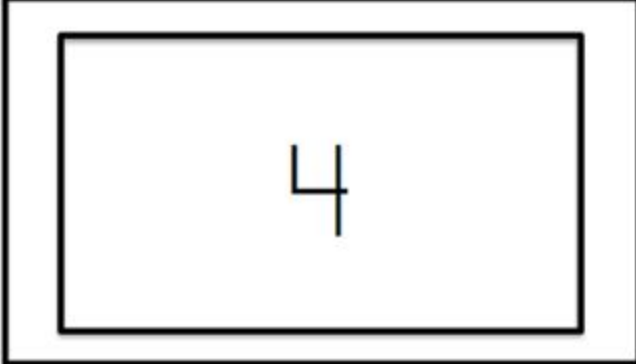

And forgive us our trespasses, as we forgive those who trespass against us.



And lead us not into temptation, but deliver us from evil.

Cut out story parts and glue in story sequence order:

The Snowy Day



Color-Cutout on dotted lines-glue in sequencing order

The Snowy Day Activity Card

Dear Families - One way that young children learn about stories is by talking about the order in which the events in a story occur. To play this game with your child, cut out the pictures below. Together, re-read *The Snowy Day* so you and your child can put the pictures in their proper order. When you are finished, put the pictures in an envelope marked *The Snowy Day*. That way, your child can use the pictures to tell the story of *The Snowy Day* again and again.



Peter made tracks with a stick.



Peter took a warm bath.



Peter watched a snowball fight.



Peter made an angel in the snow.



Peter slid down a hill.



Peter made footprints in the snow.



© **KINDERGARTEN.EXPERT**
Only free for use with children
Do not use material and images
on other websites

PRE-K 4 Sight Words

ME

WE

I

GO

SEE

THE

IS

TO

SEE

A

LIKE

Name: _____

Date: _____

Let's Make Patterns!

ABAB

--	--	--	--	--	--	--

ABC

--	--	--	--	--	--	--

AAB

--	--	--	--	--	--	--

ABB

--	--	--	--	--	--	--

ABCD

--	--	--	--	--	--	--